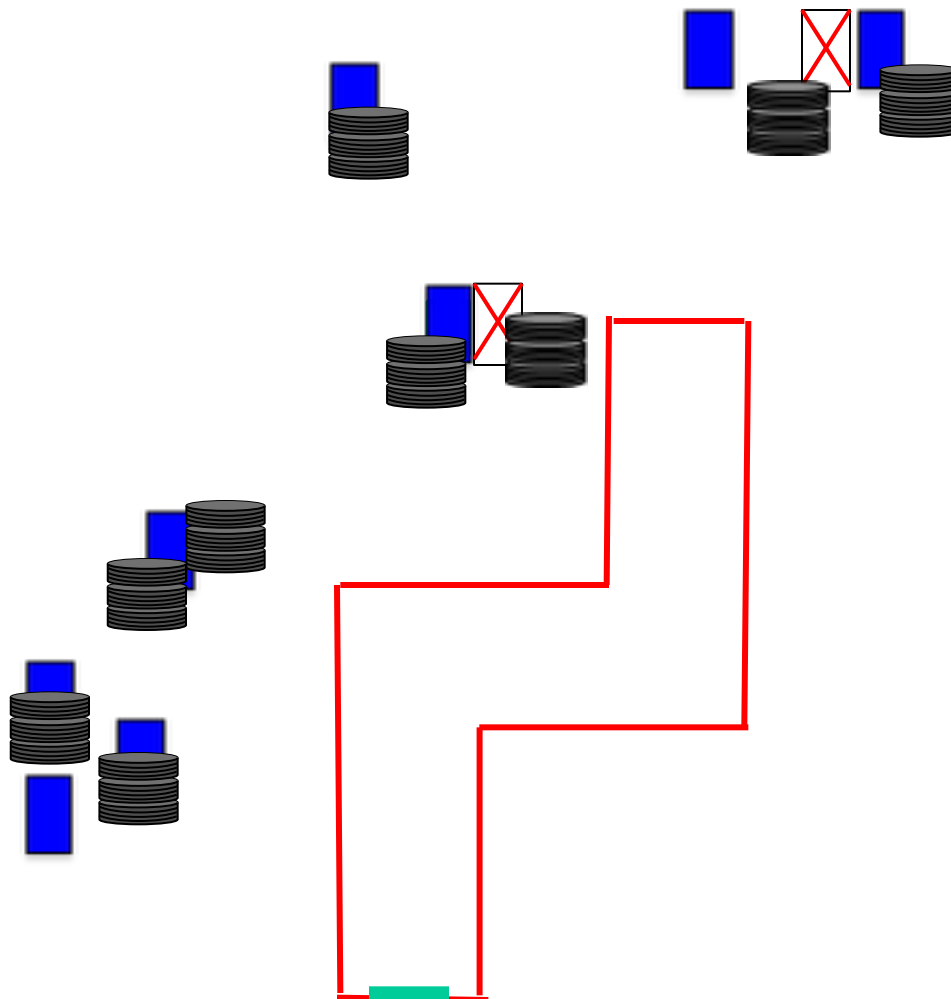


Stage 1 - S is for Spelga



STAGE 1 is a Short Course consisting of 8 plates, 2 N/S targets. You will require a minimum of 8 rounds of Birdshot to complete this stage and could earn a maximum of 40 points.

Gun ready Option 2 - magazine loaded and chamber empty.

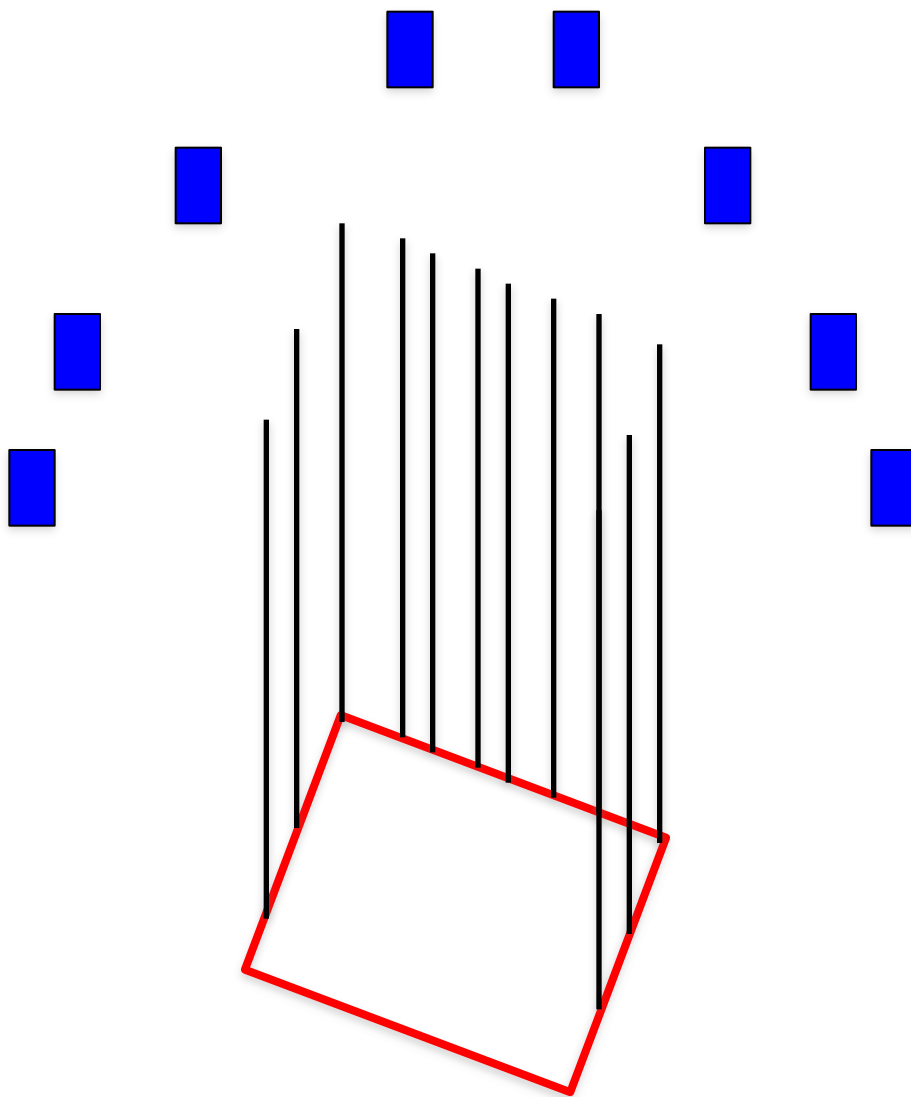
Start position is standing erect with both heels touching the green mark, shotgun is held in both hands with the stock touching your hip, muzzle downrange and loading port facing the ground – as demonstrated..

Procedure - After the audible signal engage all targets as they become visible.

Safety angles are 90/90/90.

Are there any questions? You have 3 minutes to study the stage

Stage 2 - Jailhouse Rock



STAGE 2 is a Short Course consisting of 8 plates.

You will require a minimum of 8 rounds of Birdshot to complete this stage and could earn a maximum of 40 points.

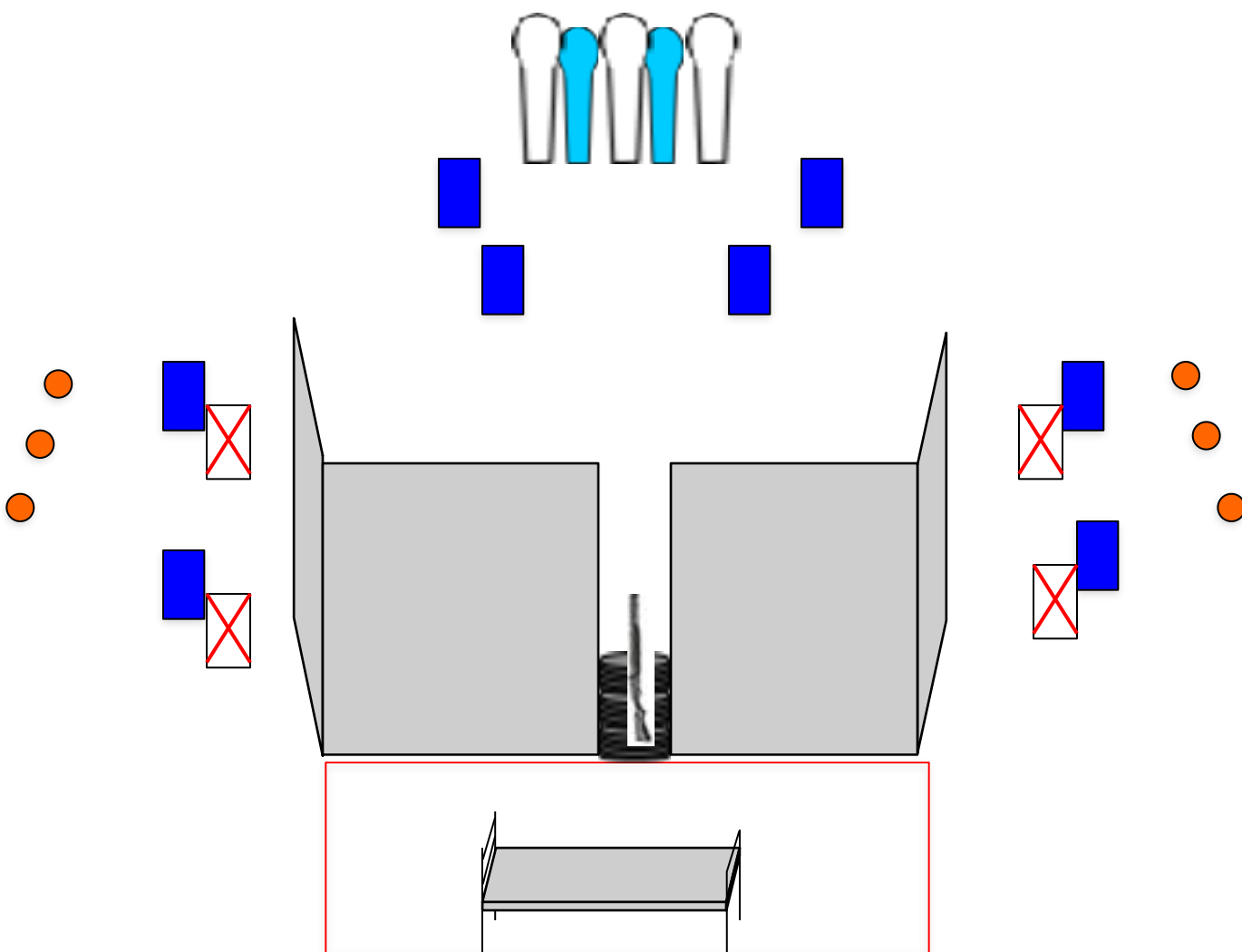
Gun ready Option 3 - unloaded

Start position is standing erect anywhere within the designated shooting area with the gun held in both hands with the stock touching your hip, muzzle downrange and loading port facing the ground – as demonstrated.

Procedure - After the audible signal engage all targets as they become visible. Safety angles are 90/90/90.

Are there any questions? You have 3 minutes to study the stage.

Stage 3 - Wake up, Sleeping Beauty



STAGE 3 is a Medium Course consisting of 6 frangible targets, 8 plates, 2 mini poppers and 7 N/S targets.

You will require a minimum of 16 rounds of Birdshot to complete this stage and could earn a maximum of 80 points.

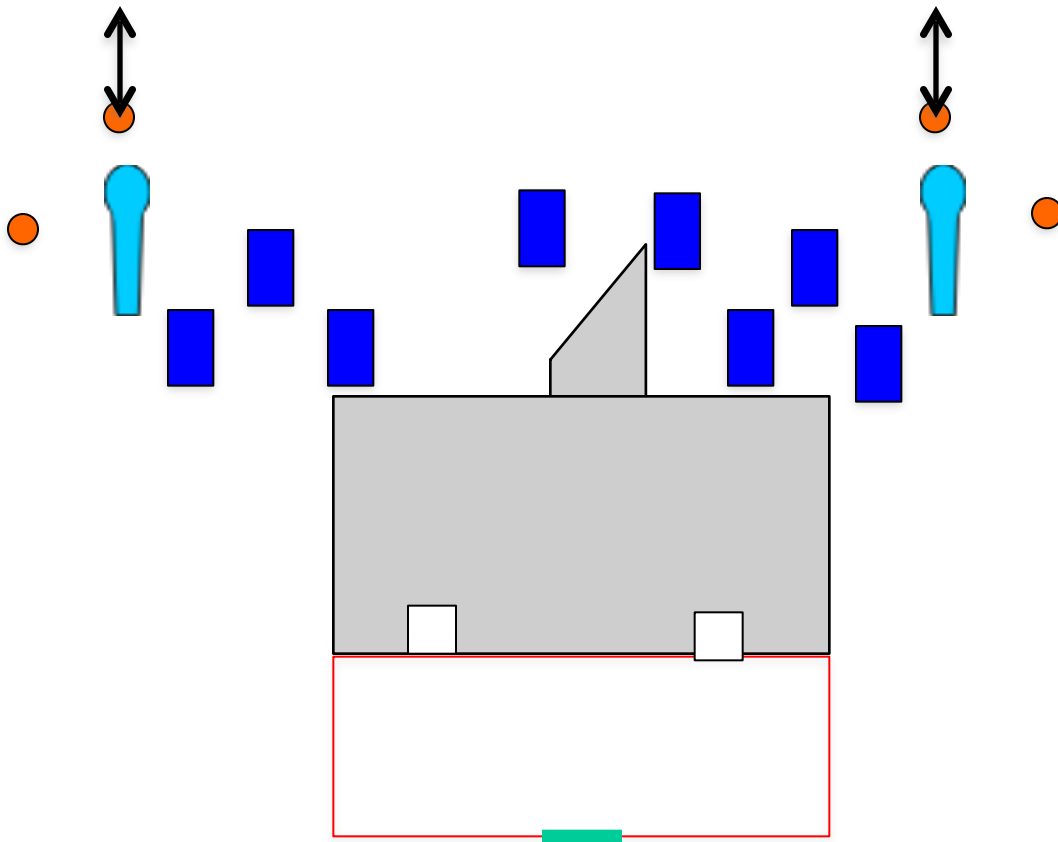
Gun ready Option 1 - loaded with the safety catch applied and placed on the tyres with the barrel pointed down range and the trigger mechanism inside the tyre.

Start position is lying flat on your back on the bed with your head, feet and hands all touching the bed – as demonstrated.

Procedure - After the audible signal engage all targets as they become visible. Safety angles are 90/90/90.

Are there any questions? You have 3 minutes to study the stage.

Stage 4 – Flippin' Clays



STAGE 4 is Medium Course consisting of 8 plates, 2 poppers and 4 frangible targets, 2 of which are bonus targets (worth 10 points each). You will require a minimum of 14 rounds of Birdshot to complete this stage and could earn a maximum of 80 points.


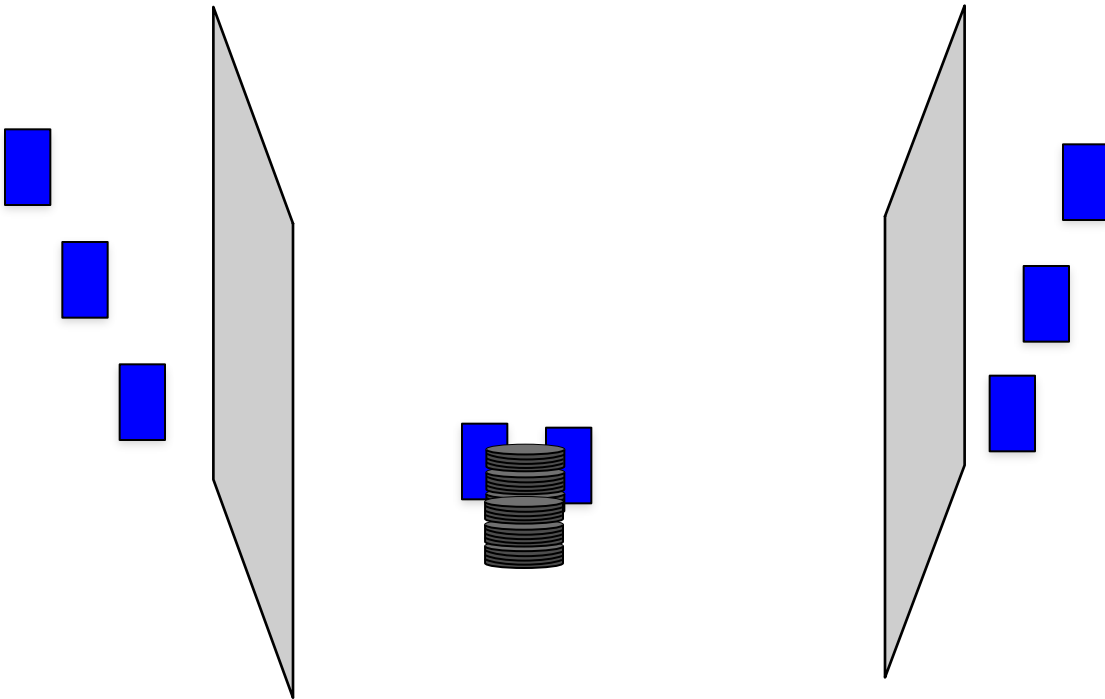
Gun ready Option 1 - loaded with the safety catch applied.

Start position is standing erect with both heels touching the green mark, gun held in both hands with the stock touching your hip, muzzle downrange and loading port facing the ground – as demonstrated.

Procedure - After the audible signal engage all targets as they become visible. Poppers activate bonus targets which do not remain visible at rest. Safety angles are 90/90/90.

Are there any questions? You have 3 minutes to study the stage

Stage 5 – Get up those stairs



STAGE 5 is Short Course consisting of 8 plates.

You will require a minimum of 8 rounds of Birdshot to complete this stage and could earn a maximum of 40 points.

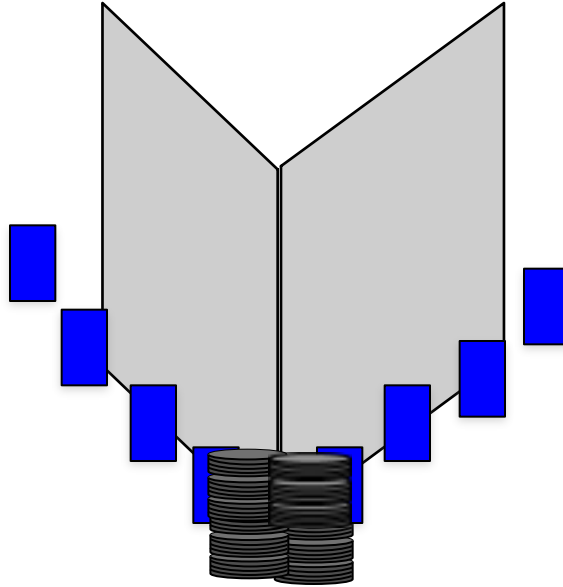
Gun ready Option 1 - loaded with the safety catch.

Start position is standing erect with both heels touching the green mark, gun is held in both hands with the stock touching your hip, muzzle downrange and loading port facing the ground – as demonstrated.

Procedure - After the audible signal engage all targets as they become visible. Safety angles are 90/90/90.

Are there any questions? You have 3 minutes to study the stage

Stage 6 – A giant step for mankind



STAGE 6 is Short Course consisting of 8 plates.

You will require a minimum of 8 rounds of Birdshot to complete this stage and could earn a maximum of 40 points.

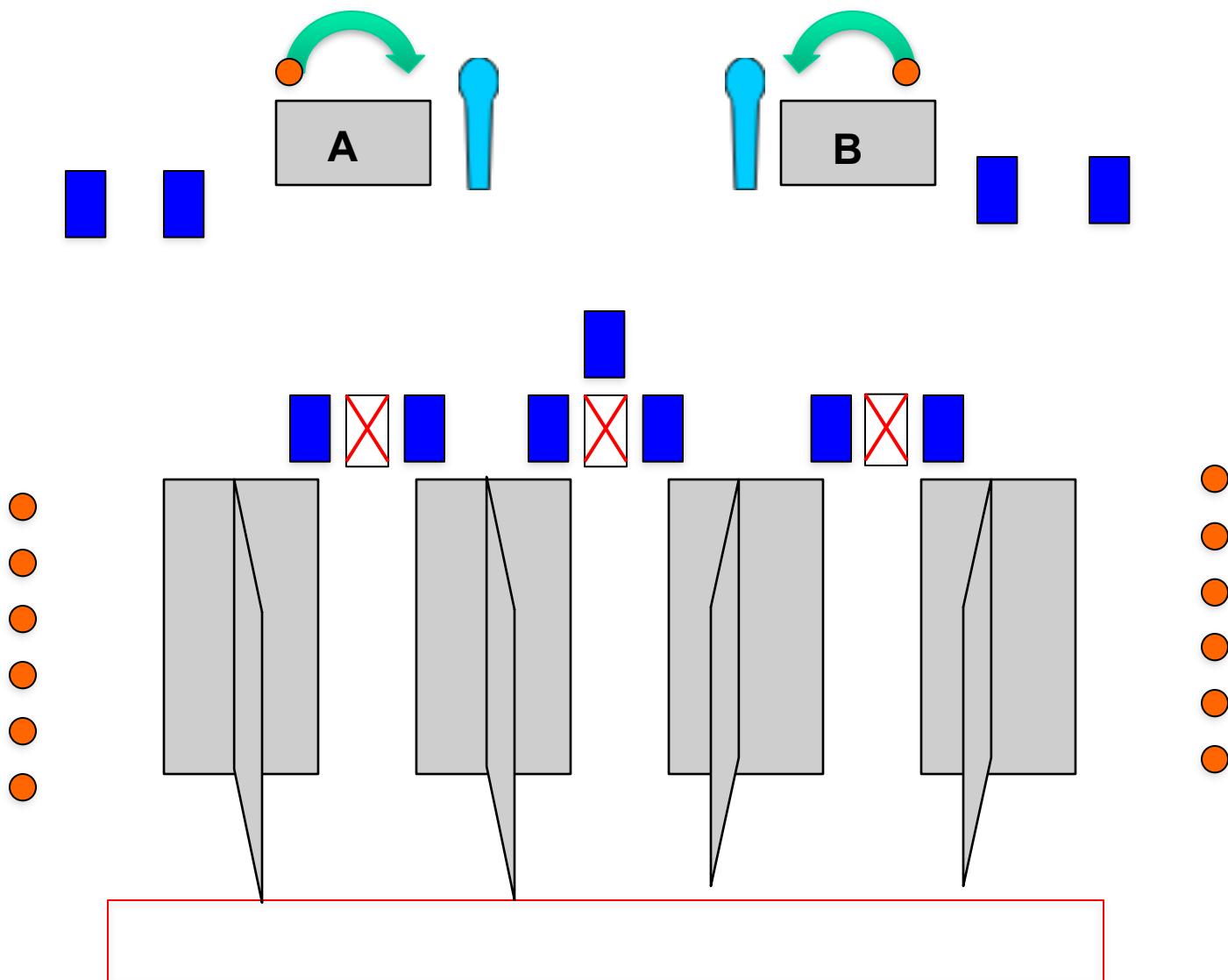
Gun ready Option 1 - loaded with the safety catch applied.

Start position is standing erect anywhere within the shooting area, gun is held in both hands with the stock touching your hip, muzzle downrange and loading port facing the ground – as demonstrated.

Procedure - After the audible signal engage all targets as they become visible. Safety angles are 90/90/90.

Are there any questions? You have 3 minutes to study the stage

Stage 7 – King of the swingers, a jungle VIP



STAGE 7 is a Long Course consisting of 14 frangible targets, 11 plates, 2 mini poppers and 3 N/S targets.

You will require a minimum of 27 rounds of Birdshot to complete this stage and could earn a maximum of 140 points.

Gun ready Option 1 - loaded with the safety catch applied.

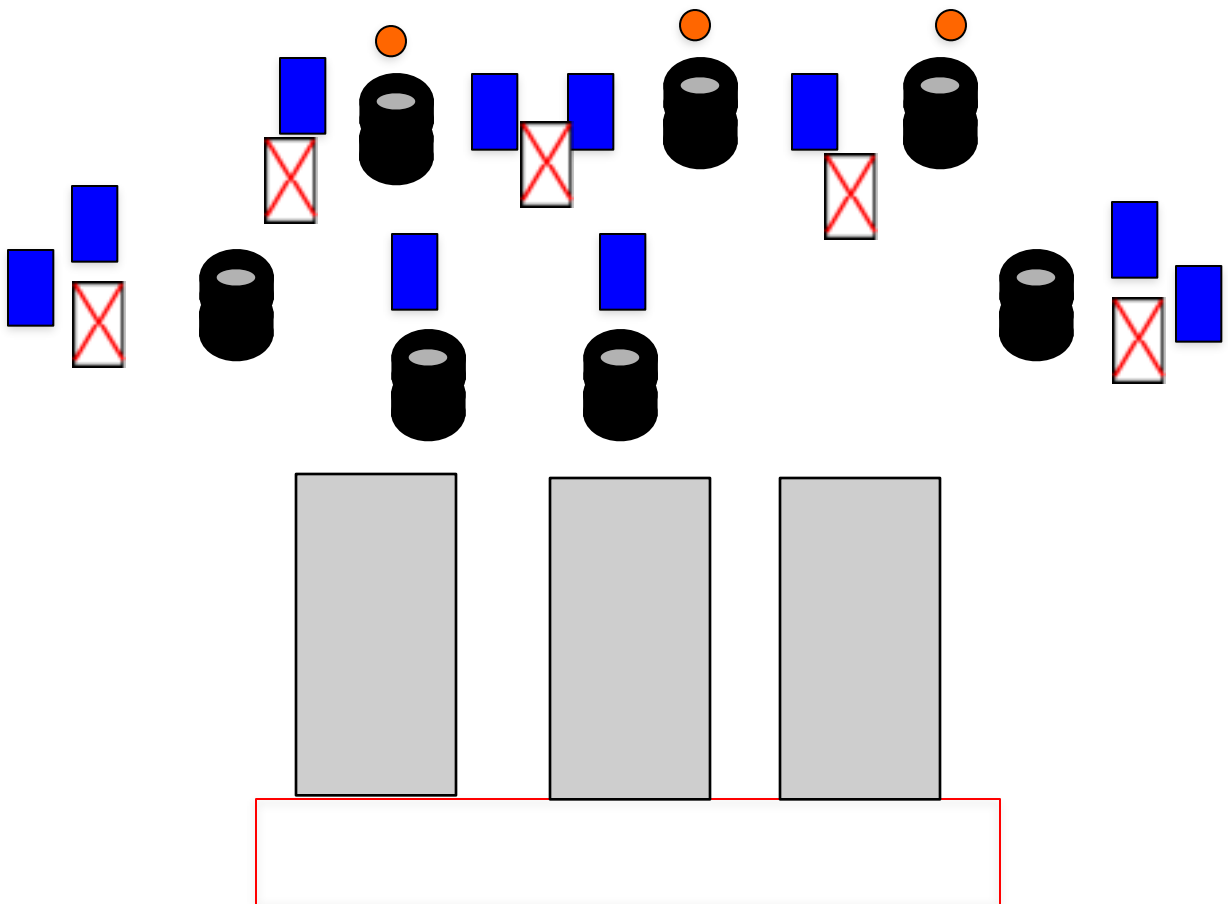
Start position is standing erect anywhere within the designated shooting area with the gun held in both hands with the stock touching your hip, muzzle downrange and loading port facing the ground – as demonstrated.

Procedure - After the audible signal engage all targets as they become visible. Poppers at A&B activate adjacent swinging targets which remain visible at rest.

Safety angles are 90/90/90.

Are there any questions? You have 3 minutes to study the stage

Stage 8 Medium – Zodiac Mindwarp



STAGE 8 is Medium Course consisting of 10 plates, 3 frangible targets and 5 N/S targets.

You will require a minimum of 13 rounds of Birdshot to complete this stage and could earn a maximum of 65 points.

Gun ready Option 1 - loaded with the safety catch applied


Start position is standing erect anywhere within the designated shooting area, gun is held in both hands with the stock touching your hip, muzzle downrange and loading port facing the ground – as demonstrated.

Procedure - After the audible signal engage all targets as they become visible. Safety angles are 90/90/90.

Are there any questions?

You have 3 minutes to study the stage

Stage 9 – Level crossing



STAGE 9 is a short Course consisting of 8 metal plates and 2 no-shoots. You will require a minimum of 8 rounds of Birdshot to complete this stage and could earn a maximum of 40 points.

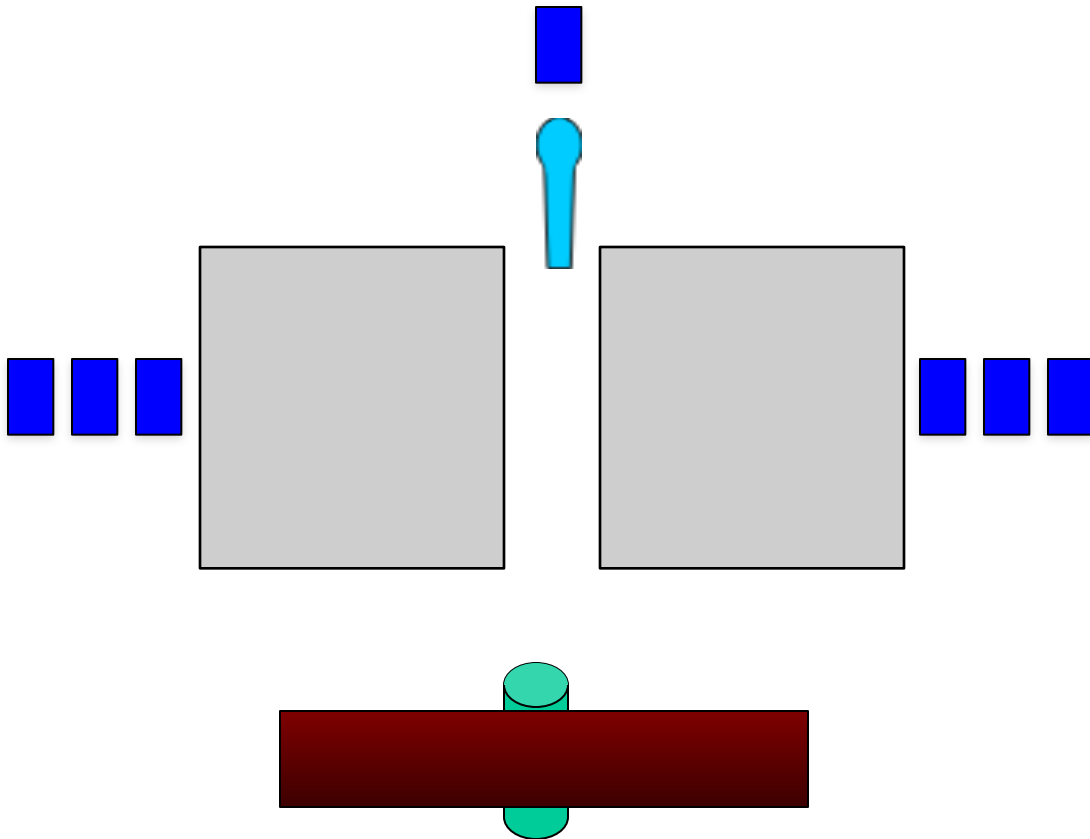
Gun ready Option 1 - loaded with the safety catch applied.

Start position is standing erect anywhere within the designated shooting area with the gun held in both hands with the stock touching your hip, muzzle downrange and loading port facing the ground – as demonstrated.

Procedure - After the audible signal engage all targets as they become visible. Safety angles are 90/90/90.

Are there any questions? You have 3 minutes to study the stage

Stage 10 – She saw a seesaw on the sea shore



STAGE 10 is a Short Course consisting of 7 metal plates and 1 popper. You will require a minimum of 8 rounds of Birdshot to complete this stage and could earn a maximum of 40 points.

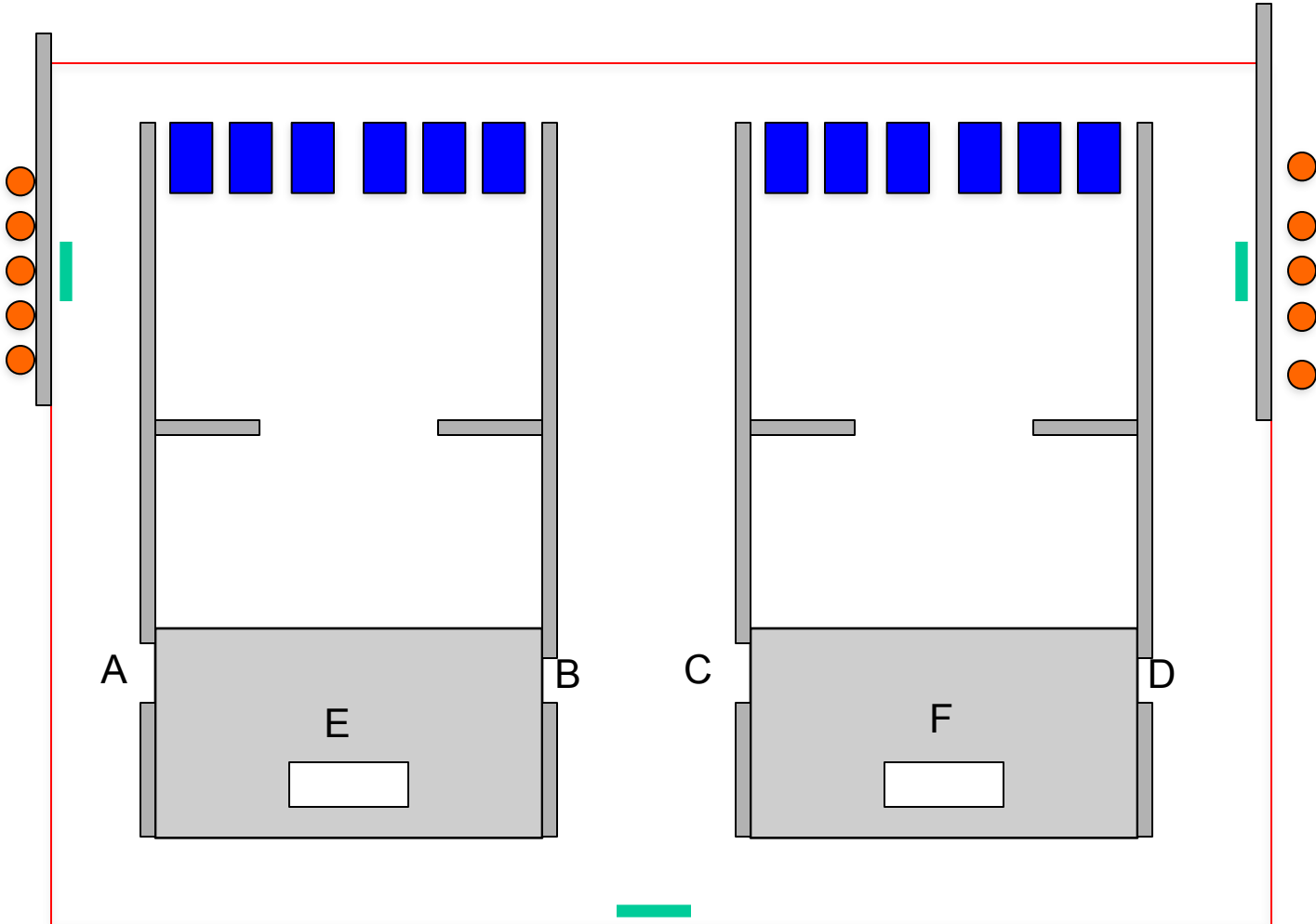
Gun ready Option 1 - loaded with the safety catch applied.

Start position is standing erect anywhere within the designated shooting area with the gun held in both hands with the stock touching your hip, muzzle downrange and loading port facing the ground – as demonstrated.

Procedure - After the audible signal engage all targets as they become visible. Safety angles are 90/90/90.

Are there any questions? You have 3 minutes to study the stage

Stage 11 Long



STAGE 11 is a Long Course consisting of 12 plates, 2 poppers, 2 mini poppers and 10 frangible targets.

You will require a minimum of 26 rounds of Birdshot to complete this stage and could earn a maximum of 130 points.

Gun ready Option 1 - loaded with the safety catch applied.

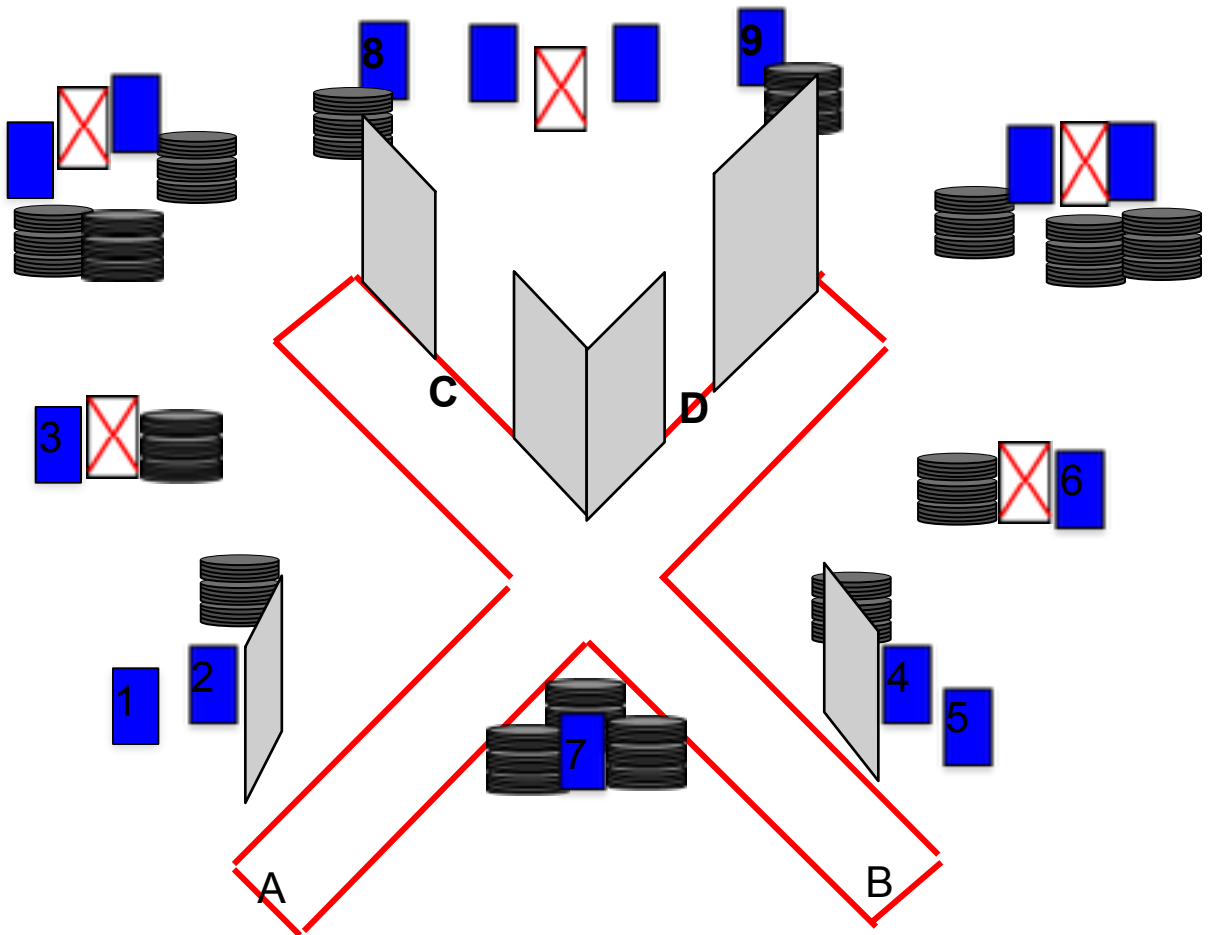
Start position is standing erect with both of your heels touching any one of the three green marks with the gun held in both hands with the stock touching you at hip level, muzzle downrange and loading port facing the ground – as demonstrated..

Procedure - After the audible signal engage all targets as they become visible. Safety angles are 90/90/90.

Are there any questions?

You have 3 minutes to study the stage

Stage 12 – Green Cross Code



STAGE 12 is a Medium Course consisting of 15 metal plates and 5 N/S targets.

You will require a minimum of 15 rounds of Birdshot to complete this stage and could earn a maximum of 75 points.

Gun ready Option 1 - loaded with the safety catch applied.

Start position is standing erect anywhere within the designated shooting area with the gun held in both hands with the stock touching your hip, muzzle downrange and loading port facing the ground – as demonstrated.

Procedure - After the audible signal engage all targets as they become visible.

Safety angles are 90/90/90.

Are there any questions? You have 3 minutes to study the stage